


A Common Core State Standards–Aligned  
Discussion/Project Guide for Grades PK–K



# When Your Elephant Has the Sniffles

ISBN: 9781481495042

Written by Susanna Leonard Hill

Illustrated by Daniel Wiseman

Published by Simon & Schuster

Does your elephant have the sniffles? Make sure to take good care of him because you don't want him to start sneezing. Gather up your tissues and your pillows and make that elephant feel better! But don't get too close...or you just might end up with the sniffles, too!

Guide created by Debbie Gonzales, MFA



## Table of Contents

Meet the Author: Susanna Leonard Hill .....	3
Meet the Illustrator: Daniel Wiseman .....	3
Discussion Questions:	
Pre-Reading Discussion .....	3
Post-Reading Discussion .....	3
Vocabulary Folder Game .....	4
Vocabulary Folder Game Cover & Inserts .....	5
Vocabulary Folder Game Word Cards .....	6-8
Vocabulary Folder Game Tracing Paper .....	9
Pyramid Poem .....	10
Pyramid Poem Word Choice Template .....	11
Pyramid Poem Template .....	12
Common Core State Standards:	
English Language Arts Standards » Reading: Literature .....	13
English Language Arts Standards » Foundational Skills .....	13
English Language Arts Standards » Writing .....	13
English Language Arts Standards » Speaking & Listening .....	13

### Meet the Author: Susanna Leonard Hill

Susanna Leonard Hill grew up in New York City with her mom and dad, one sister and two brothers, and an assortment of cats. She went to the Brearley School for K – 12, then received her B.A. in English and Psychology from Middlebury College. She then went on to get her M.A. and M.Ed. in Counseling Psychology and Special Education of Children With Learning Disabilities from Teacher's College, Columbia University.

She worked for many years teaching dyslexic students, but stopped after her third child was born. Now she spends her time being a mom, writing, teaching writing, and visiting schools whenever she gets the opportunity.



### Meet the Illustrator: Daniel Wiseman

Daniel Wiseman likes to draw. A lot. He likes it so much, he's made a career out of it. Usually he draws animals wearing clothes, or kids enjoying a good dance party. However, when prodded, he's been known to draw pretty much anything else. Daniel currently lives in St. Louis, Missouri, with his beautiful wife and his equally beautiful son. When he isn't drawing, he can usually be found doing one of these great things: perfecting his biscuit recipe, hiking up a mountain in some faraway location, singing loudly in his car, riding his bike on the mean streets of STL, or napping.



[susannahill.com](http://susannahill.com)  
[danieldraws.com](http://danieldraws.com)

*When Your Elephant Has the Sniffles*  
 ISBN: 9781481495042

[debbiegonzales.com](http://debbiegonzales.com)  
[guidesbydeb.com](http://guidesbydeb.com)



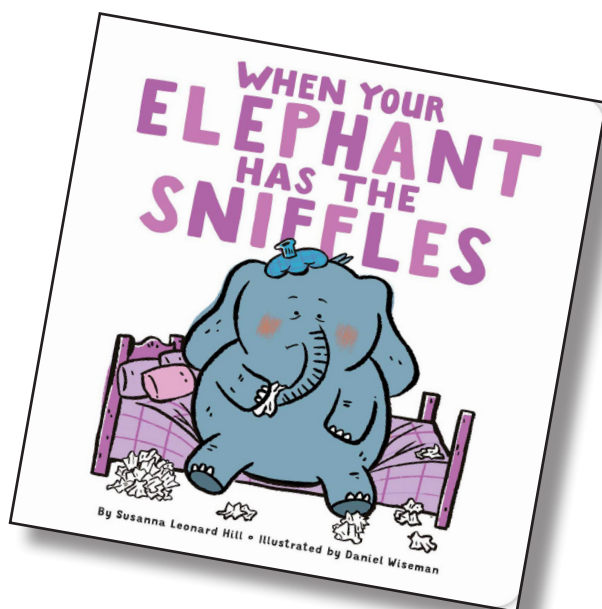
## Discussion Questions

### Pre-Reading Discussion Questions:

- Study the illustration on the cover of the book. Explain what is happening in this image.
- Notice the piles of tissues placed near the elephant's feet. What do the tissues suggest about the way the elephant feels?
- Explain why the elephant has a water bottle on the top of his head.
- What room is the elephant seated in? Explain why this detail is important.
- Predict what this story is going to be about.

### Post-Reading Discussion Questions:


- The elephant has a snuffle. What does it mean to have a snuffle?
- Why is it important to take care of someone who has a snuffle?
- Tell why the girl is being careful not to let the elephant sneeze. What will happen if he does?
- Find the illustration featuring the girl holding the ice pop. Describe her expression. Explain why she seems be cross. Identify a reason why she might feel frustrated.
- What does it mean to be *bored*? Tell why the elephant is bored.
- Explore reasons why getting rest helps people and elephants get well.
- Tell why feathers made the elephant sneeze.
- Explain why, at the end of the story, the girl is sick. How did that happen?



## Vocabulary Folder Game


### Materials:

- *When Your Elephant Has the Sniffles*, the book
- Vocabulary Folder Game Cover & Inserts (Guide, pg. 5)
- Vocabulary Folder Game Word Cards (Guide, pgs. 6-8)
- Tracing Paper Slips (Guide, pg. 9)
- Letter-sized file folder
- Blank strips of tracing paper cut to the size of word labels
- Scissors
- Cardstock
- Glue stick
- Tape
- Paper clips
- Pencil
- Markers
- Stapler
- Tracing paper (optional)



*Folder Game Cover*

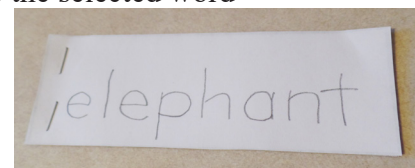
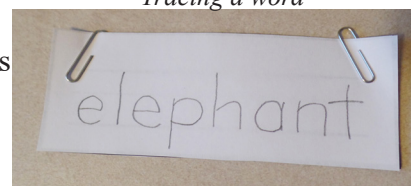
*Pocket inserts, Word Cards & Blank Slips*



### Procedure:

- Print Vocabulary Folder Game Cover & Inserts using computer paper.
- Using cardstock, print Vocabulary Folder Game Word Cards.
- Print 3 sheets of Tracing Paper Slips. Use scissors to trim around the Tracing Paper Slips borders. (Slips made from actual tracing paper is optional and most beneficial.)
- Using scissors, trim around the borders of the Game Cover, Inserts, and word labels.
- Using glue stick, secure the game cover to the front of the file folder. Use pencil to write child's name on the line provided.
- Using tape to create a pocket, secure the inserts to the inside sections of the file folder.
- Place Vocabulary Word Cards and Blank Paper Strips inside the file folder in designated pockets.
- Instruct students to use paper clips to secure a blank strip to a Vocabulary Word Card. Using the pencil, direct them to trace the word printed on the Word Label.
- Tell students to search through *When Your Elephant Has the Sniffles* to locate the selected word and the illustrated object.
- Encourage students to use markers and draw the object to the right of the word traced on the slip they've traced.
- Repeat this process with all of the Vocabulary Word Cards.
- Using the stapler, create a booklet once all of the Vocabulary Word Cards have been traced.


*Tracing a word*



*Vocabulary Word Booklet*



## Vocabulary Folder Game Cover & Inserts



My Vocabulary Folder Game

---

Vocabulary  
Word Cards

Blank Paper  
Slips



[susannahill.com](http://susannahill.com)  
[danieldraws.com](http://danieldraws.com)

*When Your Elephant Has the Sniffles*  
ISBN: 9781481495042

[debbiegonzales.com](http://debbiegonzales.com)  
[guidesbydeb.com](http://guidesbydeb.com)



# Vocabulary Folder Game Word Cards

*print on cardstock*

elephant

sniffle

sneeze

pillows



*print on cardstock*

blanket

animal

bed

trucks



*print on cardstock*

puppets

thirsty

song

nose





## Tracing Paper Slips

*print on computer paper*



## Pyramid Poem

### Materials:

- *When Your Elephant Has the Sniffles*, the book
- Pyramid Poem Word Choice Template (Guide, pg. 11)
- Pyramid Poem Template (Guide, pg. 12)
- Pencil
- Markers

### Procedure:

- Reread *When Elephant Has the Sniffles*, identifying aspects of the story that resonate with the young readers.
- Using **Pyramid Poem Word Choice Template** as a guide, instruct students to identify fifteen words they feel describe aspects of the story. Write those words in the spaces provided.
- Encourage students to choose five words from their list that they feel best describe the experience of having a cold.
- Using the **Pyramid Poem Template**, have students write their best words in the spaces provided.
- Using the markers, have students illustrate their Pyramid Poem.

**A cold is**

Write best words here

**A-choo!**



## Pyramid Poem Word Choice Template

*List words that best describe the experience of having a cold.*

_____	_____
_____	_____
_____	_____
_____	_____
_____	_____
_____	_____
_____	_____

\_\_\_\_\_



## Pyramid Poem Template

**A cold is**

---

---

---

**A-choo!**

---



# Common Core State Standards

		Discussion	Folder Game	Poem
<b>English Language Arts Standards » Reading: Literature</b>				
CCSS.ELA-Literacy.RL.K.1	With prompting and support, ask and answer questions about key details in a text.	•		
CCSS.ELA-Literacy.RL.K.3	With prompting and support, identify characters, settings, and major events in a story.	•		
CCSS.ELA-Literacy.RL.K.6	With prompting and support, name the author and illustrator of a story and define the role of each in telling the story.	•		
CCSS.ELA-Literacy.RL.K.7	With prompting and support, describe the relationship between illustrations and the story in which they appear (e.g., what moment in a story an illustration depicts).	•		
CCSS.ELA-Literacy.RL.K.10	Actively engage in group reading activities with purpose and understanding.	•		
<b>English Language Arts Standards » Foundational Skills</b>				
CCSS.ELA-Literacy.RF.K.1	Demonstrate understanding of the organization and basic features of print.	•	•	•
CCSS.ELA-Literacy.RF.K.2	Demonstrate understanding of spoken words, syllables, and sounds (phonemes).		•	•
CCSS.ELA-Literacy.RF.K.3	Know and apply grade-level phonics and word analysis skills in decoding words.	•	•	•
CCSS.ELA-Literacy.RF.K.4	Read emergent-reader texts with purpose and understanding.	•	•	•
<b>English Language Arts Standards » Writing</b>				
CCSS.ELA-Literacy.W.K.3	Use a combination of drawing, dictating, and writing to narrate a single event or several loosely linked events, tell about the events in the order in which they occurred, and provide a reaction to what happened.		•	•
CCSS.ELA-Literacy.W.K.5	With guidance and support from adults, respond to questions and suggestions from peers and add details to strengthen writing as needed.		•	•
<b>English Language Arts Standards » Speaking &amp; Listening</b>				
CCSS.ELA-Literacy.SL.K.1	Participate in collaborative conversations with diverse partners about <i>kindergarten topics and texts</i> with peers and adults in small and larger groups.	•	•	•
CCSS.ELA-Literacy.SL.K.2	Confirm understanding of a text read aloud or information presented orally or through other media by asking and answering questions about key details and requesting clarification if something is not understood.	•		
CCSS.ELA-Literacy.SL.K.3	Ask and answer questions in order to seek help, get information, or clarify something that is not understood.	•	•	•
CCSS.ELA-Literacy.SL.K.4	Describe familiar people, places, things, and events and, with prompting and support, provide additional detail.	•		
CCSS.ELA-Literacy.SL.K.5	Add drawings or other visual displays to descriptions as desired to provide additional detail.		•	•
CCSS.ELA-Literacy.SL.K.6	Speak audibly and express thoughts, feelings, and ideas clearly.	•	•	•

